


Push-in connectors



- M3 to M7, 1/8" to 3/4", threaded connection
- 3 to 22 mm push-in connection
- Brass nickel-plated, stainless steel, plastic POM, plastic PBTP
- POM with FDA-Approval

- Straight push-in connector
- Basic threaded connector short, male
- Basic threaded connector long, male
- Bulkhead connector
- Elbow connector
- T-connector
- Y-connector
- Reducer
- Banjo bolt single
- Banjo bolt double
- Banjo single
- Banjo double
- Elbow threaded connection, rotatable
- Plug
- Pressure gauge plug connector
- Connector
- Straight reducing connector
- Elbow reducing connector
- T-reducing connector
- Tube plug
- Disassembly tool

Technical data	
Material Medium Medium temperature Seal material O-Ring Nominal pressure	Brass nickel-plated Air, neutral gases -10 to +70 °C NBR 16 bar ¹⁾
Material Medium Medium temperature Seal material O-Ring Nominal pressure	Stainless steel AISI 316 Air, neutral gases -20 to +150 °C FKM 20 bar ¹⁾
Material Medium Medium temperature Seal material O-Ring Nominal pressure	POM (FDA-Approval) Air, neutral gases, fluids -20 to +70 °C NBR 10 bar ¹⁾
Material Medium Medium temperature Seal material O-Ring Nominal pressure	Plastic PBTP Air, neutral gases 0 to +60 °C NBR 10 bar ¹⁾

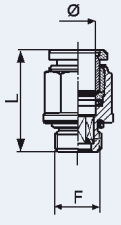
¹⁾ Pressure values [bar]: Overpressure with respect to atmospheric pressure

Other versions, connection, materials, seal materials on request.
Connectors with certification for drinking water (NSF) on request.

Ordering charts

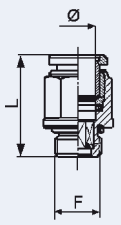
Straight push-in connector with O-Ring

TVG002, cylindrical



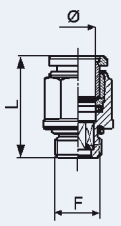
Material	Medium	Diameter [mm]	F	L [mm]	Packaging unit [piece]	Item no.
Brass nickel-plated	Air	4	M 3	16,4	1	782 534
		4	M 5	20,3	10	787 810
		4	M 5	21,9	10	780 000
		4	M 7	18,9	10	787 811
		4	G 1/8	18,0	10	780 001
		4	G 1/4	19,8	10	780 002
		6	M 5	21,9	10	780 556
		6	M 7	23,0	10	787 813
		6	G 1/8	21,6	10	780 003
		6	G 1/4	20,3	10	780 004
		8	G 1/8	25,4	10	780 005
		8	G 1/4	24,4	10	780 006
		8	G 3/8	22,8	10	780 007
		10	G 1/4	29,2	10	780 008
		10	G 3/8	26,5	10	780 009
		12	G 3/8	28,1	10	780 010
12	G 1/2	29,3	10	780 011		

TVG002, cylindrical



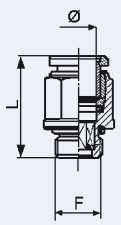
Material	Medium	Diameter [mm]	F	L [mm]	Packaging unit [piece]	Item no.
Stainless steel	Air, neutral gases	4	M 5	24,4	1	787 801
		4	G 1/8	22,6	1	787 802
		4	G 1/4	24,1	1	771 473
		6	G 1/8	24,6	1	787 800
		6	G 1/4	24,6	1	787 803
		8	G 1/8	27,6	1	787 804
		8	G 1/4	26,6	1	787 805
		10	G 1/4	29,6	1	789 532
		10	G 3/8	26,8	1	771 474
		12	G 3/8	31,0	1	771 475
		12	G 1/2	30,5	1	771 476

TVG002, conical, without O-Ring

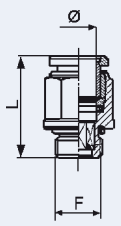


Material	Medium	Diameter [mm]	F	L [mm]	Packaging unit [piece]	Item no.
Stainless steel	Air, neutral gases	4	R 1/8	18,6	1	771 609
		4	R 1/4	23,0	1	771 610
		6	R 1/8	23,7	1	771 611
		6	R 1/4	23,7	1	771 612
		8	R 1/8	26,7	1	771 613
		8	R 1/4	27,7	1	771 614
		10	R 1/4	29,0	1	787 806
		10	R 3/8	27,7	1	787 807
		12	R 3/8	30,9	1	787 808
		12	R 1/2	32,4	1	787 809

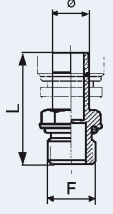
Ordering chart, straight plug-in connector with O-Ring

TVU002, cylindrical		Material	Medium	Diameter [mm]	F	L [mm]	Packaging unit [piece]	Item no.
	POM	Air, water	4	G 1/4	24,0	10	782 298	
			6	G 1/8	25,5	10	782 296	
			6	G 1/4	24,0	10	782 299	
			8	G 1/8	25,5	10	782 297	
			8	G 1/4	24,0	10	782 300	
			8	G 3/8	25,5	10	782 302	
			10	G 1/4	31,0	10	782 301	
			10	G 3/8	28,5	10	782 303	
			10	G 1/2	30,5	1	782 305	
			12	G 3/8	30,5	1	782 304	
			12	G 1/2	34,5	1	782 306	
			15	G 1/2	38,5	1	782 307	
			18	G 1/2	58,5	1	782 308	
			22	G 3/4	61,0	1	782 309	

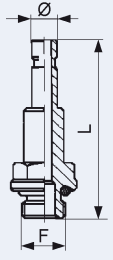
Ordering chart, straight plug-in connector, general pneumatic duty, with O-Ring

TVG002, cylindrical		Material	Medium	Diameter [mm]	F	L [mm]	Packaging unit [piece]	Item no.
	Brass nickel-plated	Air, neutral gases	4	G 1/8	22,1	10	771 499	
			4	G 1/4	21,4	10	771 500	
			6	G 1/8	23,2	10	771 501	
			6	G 1/4	23,5	10	771 502	
			6	G 3/8	20,5	10	771 503	
			8	G 1/8	25,5	10	771 504	
			8	G 1/4	24,5	10	771 505	
			8	G 3/8	21,0	10	771 506	
			8	G 1/2	24,5	10	771 507	
			10	G 1/8	29,2	10	771 508	
			10	G 1/4	30,9	10	771 509	
			10	G 3/8	27,2	10	771 510	
			10	G 1/2	30,4	10	771 511	
			12	G 1/4	33,5	10	771 512	
			12	G 3/8	28,5	10	771 513	
			12	G 1/2	31,0	10	771 514	

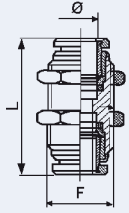
Ordering chart, basic connector, short, male, threaded, with O-Ring

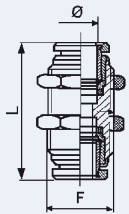
TVG002, cylindrical		Material	Medium	Diameter [mm]	F	L [mm]	Packaging unit [piece]	Item no.
	Brass nickel-plated	Air	4	M 5	25,2	10	780 023	
			4	G 1/8	28,9	10	780 024	
			4	G 1/4	32,4	10	780 025	
			6	M 5	25,7	10	780 022	
			6	G 1/8	29,4	10	780 026	
			6	G 1/4	32,9	10	780 027	
			8	G 1/8	30,6	10	780 028	
			8	G 1/4	34,0	10	780 029	
			8	G 3/8	35,4	10	780 030	
			4	M 7	26,5	10	787 832	
			10	G 1/4	38,2	10	780 031	
			6	M 7	25,8	10	787 833	
			10	G 3/8	38,7	10	780 032	
			12	G 3/8	42,2	10	780 033	
			12	G 1/2	44,2	10	780 034	

Ordering chart, basic connector, long, male, threaded, with O-Ring

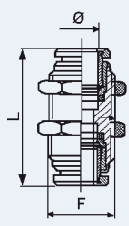
TVG002, cylindrical		Material	Medium	Diameter [mm]	F	L [mm]	Packaging unit [piece]	Item no.
	Brass nickel-plated	Air	4	G 1/8	40,4	10	780 094	
			6	G 1/8	43,4	10	780 095	
			6	G 1/4	46,9	10	780 096	
			8	G 1/8	46,5	10	780 097	
			8	G 1/4	50,0	10	780 098	
			8	G 3/8	51,4	10	780 099	
			10	G 1/4	54,6	10	780 100	
			10	G 3/8	56,1	10	780 101	

Ordering chart, bulkhead connector

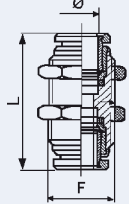
TVG002		Material	Medium	Diameter [mm]	F	L [mm]	Packaging unit [piece]	Item no.
	Brass nickel-plated	Air	4	M 11x1	30,6	1	780 048	
			6	M 13x1	33,0	1	780 049	
			8	M 15x1	35,7	1	780 050	
			10	M 17x1	39,2	1	780 051	
			12	M 20x1	40,7	1	780 052	

TVG002		Material	Medium	Diameter [mm]	F	L [mm]	Packaging unit [piece]	Item no.
	Stainless steel	Air	4	M 11x0,75	32,7	1	787 834	
			6	M 13x1	35,7	1	787 835	
			8	M 16x1,25	36,7	1	787 836	
			10	M 18x1	43,2	1	787 837	
			12	M 22x1,5	46,8	1	787 838	

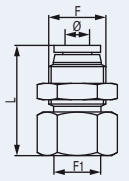
Ordering chart, bulkhead connector

TVU002 	Material	Medium	Diameter [mm]	F BSP thread	L [mm]	Packaging unit [piece]	Item no.
	POM	Air, water	4	G 3/8	35,0	1	782 339
			6	G 3/8	34,0	1	782 340
			8	G 1/2	40,0	1	782 341
			10	G 1/2	41,0	1	782 342
			12	G 3/4	52,0	1	782 343

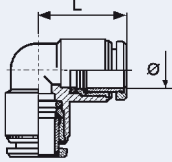
Ordering chart, bulkhead connector, light

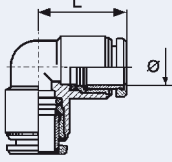
TVG002 	Material	Medium	Diameter [mm]	F Thread	L [mm]	Packaging unit [piece]	Item no.
	Brass nickel-plated	Air, neutral gases	4	M 12x1,0	30,0	10	771 563
			6	M 14x1,0	31,5	10	771 564
			8	M 16x1,0	34,5	10	771 565
			10	M 20x1,0	41,0	10	771 566
			12	M 22x1,0	44,8	5	771 567

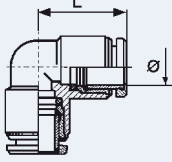
Ordering chart, bulkhead connector, female

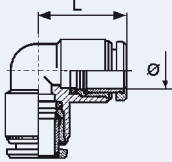
TVG002 cylindrical 	Material	Medium	Diameter [mm]	F1 Threaded Port	F Thread	L [mm]	Packaging unit [piece]	Item no.
	Brass nickel-plated	Air, neutral gases	4	G 1/8	M 12x1,0	23,7	10	771 619
			4	G 1/4	M 12x1,0	27,0	10	771 620
			6	G 1/8	M 14x1,0	24,7	10	771 621
			6	G 1/4	M 14x1,0	27,0	10	771 622
			8	G 1/4	M 16x1,0	29,0	10	770 952
			8	G 3/8	M 16x1,0	28,8	10	771 624
			10	G 1/4	M 20x1,0	32,6	10	770 953
			10	G 3/8	M 20x1,0	33,8	10	771 626
			12	G 3/8	M 22x1,0	34,6	10	771 627
			12	G 1/2	M 22x1,0	37,0	5	771 628

Ordering chart, elbow connector

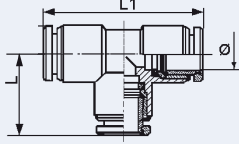
TVG002 	Material	Medium	Diameter [mm]	L [mm]	Packaging unit [piece]	Item no.
	Brass nickel-plated	Air	4	16,7	10	780 012
			6	19,0	10	780 013
			8	21,3	10	780 014
			10	23,3	1	780 015
			12	26,0	1	780 016

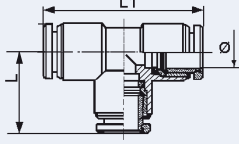
TVG002 	Material	Medium	Diameter [mm]	L [mm]	Packaging unit [piece]	Item no.
	Stainless steel	Air	4	16,2	1	787 818
			6	20,6	1	787 819
			8	21,4	1	787 820
			10	24,6	1	787 821
			12	25,6	1	787 822

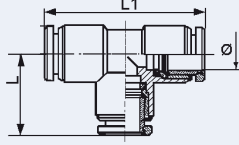
TVU002 	Material	Medium	Diameter [mm]	L [mm]	Packaging unit [piece]	Item no.
	POM	Air, water	4	24,0	10	782 379
			6	27,0	10	782 380
			8	30,0	10	782 381
			10	35,0	1	782 382
			12	44,0	1	782 383
15			50,0	1	782 384	

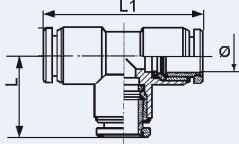
TVG002 	Material	Medium	Diameter [mm]	L [mm]	Packaging unit [piece]	Item no.
	PBTP Plastic	Air, neutral gases	4	24,0	10	771 573
			6	25,5	10	771 574
			8	29,6	10	771 575
			10	36,7	10	771 576
			12	39,8	10	771 577

Ordering chart, T-connector

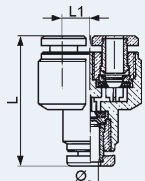
	Material	Medium	Diameter [mm]	L [mm]	L1 [mm]	Packaging unit [piece]	Item no.
	Brass nickel-plated	Air	4	16,7	33,4	1	780 017
6			19,0	38,0	1	780 018	
8			21,3	42,6	1	780 019	
10			23,3	46,6	1	780 020	
12			26,0	52,0	1	780 021	

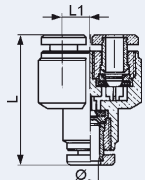
	Material	Medium	Diameter [mm]	L [mm]	L1 [mm]	Packaging unit [piece]	Item no.
	Stainless steel	Air	4	16,4	32,8	1	787 827
6			20,6	41,2	1	787 828	
8			21,4	42,8	1	787 829	
10			24,6	49,2	1	787 830	
12			25,6	51,2	1	787 831	

	Material	Medium	Diameter [mm]	L [mm]	L1 [mm]	Packaging unit [piece]	Item no.
	POM	Air, water	4	18,0	35,0	10	782 387
6			18,0	40,0	10	782 388	
8			20,0	42,0	10	782 389	
10			21,0	50,0	1	782 390	
12			25,0	65,0	1	782 391	
15			32,0	73,0	1	782 392	

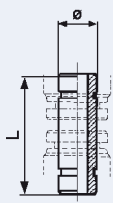
	Material	Medium	Diameter [mm]	L [mm]	L1 [mm]	Packaging unit [piece]	Item no.
	PBTP Plastic	Air, neutral gases	4	18,6	24,0	10	771 578
6			19,3	25,5	10	771 579	
8			22,4	29,6	10	771 580	
10			28,6	36,7	5	771 581	
12			28,8	39,8	5	771 582	

Ordering chart, Y-connector

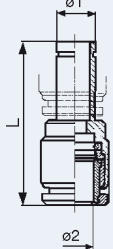
 <p>TVU002</p>	Material	Medium	Diameter [mm]	L [mm]	L1 [mm]	Packaging unit [piece]	Item no.
	POM	Air, water	4	37,0	7,5	10	782 395
			6	35,5	9,0	1	782 396
			8	50,0	10,8	1	782 397

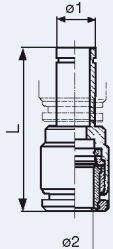
 <p>TVG002</p>	Material	Medium	Diameter [mm]	L [mm]	L1 [mm]	Packaging unit [piece]	Item no.
	PBTP Plastic	Air, neutral gases	4	32,5	22,2	10	771 591
			6	37,0	26,0	10	771 592
			8	39,4	29,6	10	771 593
			10	50,2	37,2	5	771 594
12			59,2	42,6	5	771 595	

Ordering chart, connector

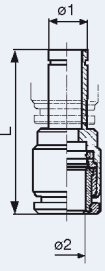
 <p>TVG002</p>	Material	Medium	Diameter [mm]	L [mm]	Packaging unit [piece]	Item no.
	Brass nickel-plated	Air	4	34,0	10	780 035
			6	37,5	10	780 036
			8	37,5	10	780 037
			10	45,0	10	780 038
			12	48,0	10	780 039

Ordering chart, reducer

 <p>TVG002</p>	Material	Medium	Diameter 1 [mm]	Diameter 2 [mm]	L [mm]	Packaging unit [piece]	Item no.
	Brass nickel-plated	Air	6	4	29,9	10	780 040
			8	4	29,9	10	780 041
			8	6	31,9	10	780 042
			10	6	36,2	10	780 043
			10	8	40,8	10	780 044
			12	6	42,0	10	780 046
			12	8	40,1	10	780 047
			12	10	44,3	10	781 013

 <p>TVG002</p>	Material	Medium	Diameter 1 [mm]	Diameter 2 [mm]	L [mm]	Packaging unit [piece]	Item no.
	Stainless steel	Air, neutral gases	6	4	35,6	1	771 477
			8	4	35,6	1	771 478
			8	6	42,1	1	771 479
			10	6	43,1	1	771 480
			10	8	43,1	1	771 481
			12	10	46,6	1	771 482

Ordering chart, reducer

TVG002	Material	Medium	Diameter		L [mm]	Packaging unit [piece]	Item no.
			1 [mm]	2 [mm]			
	PBTP Plastic	Air, neutral gases	6	4	36,5	10	771 596
			8	4	37,0	10	771 597
			8	6	41,6	10	771 598
			10	6	43,6	10	771 599
			10	8	45,6	10	771 600
			12	6	46,6	10	771 601
			12	8	47,6	10	771 602
			12	10	52,0	10	771 603

Ordering chart, Banjo, single

TVG002	Material	Medium	Con- tion diameter [mm]	for banjo bolt	L [mm]	L1 [mm]	Packaging unit [piece]	Item no.
6	G 1/8	23,0	15,0	10	780 063			
6	G 1/4	24,5	17,0	10	780 064			
8	G 1/8	24,8	15,0	10	780 065			
8	G 1/4	26,5	17,0	10	780 066			
8	G 3/8	28,5	20,0	1	780 067			
10	G 1/4	31,4	17,0	1	780 068			
10	G 3/8	32,8	20,0	1	780 069			
12	G 3/8	35,3	20,0	1	780 070			
12	G 1/2	37,0	24,0	1	780 504			

Ordering chart, Banjo, double

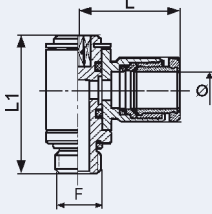
TVG002	Material	Medium	Con- tion diameter [mm]	for banjo bolt	L [mm]	L1 [mm]	Packaging unit [piece]	Item no.
6	G 1/8	46,0	15,0	1	780 072			
6	G 1/4	49,0	17,0	1	780 073			
8	G 1/8	49,6	15,0	1	780 074			
8	G 1/4	53,0	17,0	1	780 075			
8	G 3/8	57,0	20,0	1	780 076			
10	G 1/4	62,8	17,0	1	780 077			
10	G 3/8	65,5	20,0	1	780 078			

Note

Banjo bolts, see TVG003

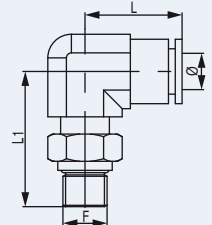
Ordering chart, elbow threaded connection, rotatable, with O-Ring

TVG002, cylindrical



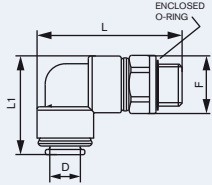
Material	Medium	Con- tion diameter [mm]	F	L [mm]	L1 [mm]	Packaging unit [piece]	Item no.
Brass nickel- plated	Air	4	M 5	20,2	18,4	1	780 080
		4	G 1/8	21,3	24,9	1	780 081
		6	M 5	23,5	18,4	1	787 814
		6	G 1/8	23,0	24,9	1	780 082
		6	G 1/4	24,5	29,4	1	780 083
		8	G 1/8	24,8	24,9	1	780 086
		8	G 1/4	26,5	25,4	1	780 084
		10	G 1/4	31,4	29,4	1	780 085

TVG002, cylindrical



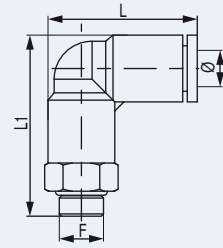
Material	Medium	Con- tion diameter [mm]	F	L [mm]	L1 [mm]	Packaging unit [piece]	Item no.
Stainless steel	Air, neutral gases	4	M 5	17,1	26,5	1	771 488
		4	G 1/8	17,1	26,9	1	771 489
		4	G 1/4	17,1	28,9	1	771 490
		6	G 1/8	20,6	27,8	1	770 757
		6	G 1/4	20,6	30,0	1	770 758
		8	G 1/8	21,4	29,8	1	771 491
		8	G 1/4	21,4	32,0	1	771 492
		8	G 3/8	21,4	32,0	1	771 493
		10	G 3/8	24,6	33,1	1	771 494
		12	G 3/8	25,6	35,8	1	771 495
12	G 1/2	25,6	38,8	1	771 496		

TVU002, cylindrical

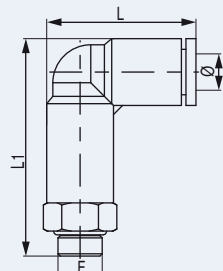


Material	Medium	Con- tion diameter [mm]	F	L [mm]	L1 [mm]	Packaging unit [piece]	Item no.
POM	Air, water	4	G 1/8	35,5	24,0	10	782 344
		4	G 1/4	39,0	24,0	10	782 347
		6	G 1/8	39,5	27,0	10	782 345
		6	G 1/4	43,0	27,0	10	782 348
		8	G 1/8	41,5	30,0	10	782 346
		8	G 1/4	45,0	30,0	10	782 349
		8	G 3/8	46,5	30,0	1	782 351
		10	G 1/4	50,0	35,0	1	782 350
		10	G 3/8	51,5	35,0	1	782 352
		10	G 1/2	54,5	35,0	1	782 355
		12	G 3/8	59,5	44,0	1	782 353
		12	G 1/2	62,5	44,0	1	782 356
		15	G 3/8			1	782 354
		15	G 1/2		on request	1	782 357
		18	G 1/2			1	782 358
		22	G 1/2			1	782 359
22	G 3/4			1	782 360		

Ordering chart, elbow connector, male, rotatable, threaded, with O-Ring

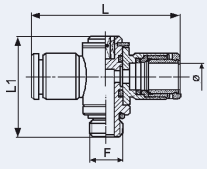
TVG002, cylindrical		Material	Medium	Con- tion diameter [mm]	F	L [mm]	L1 [mm]	Packaging unit [piece]	Item no.
	PBTP Plastic	Air, neutral gases	4	G 1/8	22,1	30,3	10	771 515	
			4	G 1/4	21,4	32,0	10	771 516	
			6	G 1/8	23,2	32,3	10	771 517	
			6	G 1/4	23,5	34,8	10	771 518	
			6	G 3/8	20,5	36,2	10	771 519	
			8	G 1/8	25,5	32,5	10	771 520	
			8	G 1/4	24,5	32,5	10	771 521	
			8	G 3/8	21,0	37,5	10	771 522	
			8	G 1/2	24,5	40,0	10	771 523	
			10	G 1/8	29,2	38,9	10	771 524	
			10	G 1/4	30,9	42,5	10	771 525	
			10	G 3/8	27,2	44,1	10	771 526	
			10	G 1/2	30,4	46,9	5	771 527	
			12	G 1/4	33,5	44,5	5	771 528	
			12	G 3/8	28,5	46,6	5	771 529	
12	G 1/2	31,0	49,6	5	771 530				

Ordering chart, elbow connector, long version, male, rotatable, threaded, with O-Ring

TVG002, cylindrical		Material	Medium	Con- tion diameter [mm]	F	L [mm]	L1 [mm]	Packaging unit [piece]	Item no.
	PBTP Plastic	Air, neutral gases	4	G 1/8	24,0	42,0	10	771 531	
			4	G 1/4	24,0	44,0	10	771 532	
			6	G 1/8	25,2	45,8	10	771 533	
			6	G 1/4	25,2	47,8	10	771 534	
			6	G 3/8	25,2	49,0	10	771 535	
			8	G 1/8	30,5	48,0	10	771 536	
			8	G 1/4	30,5	51,3	10	771 537	
			8	G 3/8	30,5	52,6	5	771 538	
			8	G 1/2	30,5	51,7	5	771 539	
			10	G 1/8	37,4	57,4	5	771 540	
			10	G 1/4	37,4	59,2	5	771 541	
			10	G 3/8	37,4	60,8	5	771 542	
			10	G 1/2	37,4	65,8	5	771 543	
			12	G 1/4	40,4	66,0	5	771 544	
			12	G 3/8	40,4	67,6	5	771 545	
12	G 1/2	40,4	73,1	5	771 546				

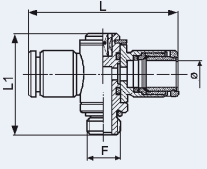
Ordering chart, T-connector, rotatable, threaded, with O-Ring

TVG002, cylindrical



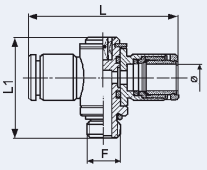
Material	Medium	Diameter [mm]	F	L [mm]	L1 [mm]	Packaging unit [piece]	Item no.
Brass nickel-plated	Air	4	M 5	40,4	18,4	1	780 087
		4	G 1/8	42,6	24,9	1	780 088
		6	G 1/8	46,0	24,9	1	780 089
		6	G 1/4	49,0	29,4	1	780 090
		8	G 1/8	49,6	24,9	1	780 093
		8	G 1/4	53,0	29,4	1	780 091
		10	G 1/4	62,8	29,4	1	780 092

TVU002, cylindrical



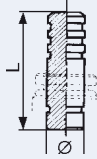
Material	Medium	Diameter [mm]	F	L [mm]	L1 [mm]	Packaging unit [piece]	Item no.
POM	Air, water	4	G 1/8	35,0	35,5	10	782 361
		4	G 1/4	35,0	39,0	10	782 364
		6	G 1/8	40,0	38,5	10	782 362
		6	G 1/4	40,0	42,0	10	782 365
		8	G 1/8	42,0	41,5	1	782 363
		8	G 1/4	42,0	45,0	1	782 366
		8	G 3/8	42,0	46,5	1	782 368
		10	G 1/4	50,0	50,0	1	782 367
		10	G 3/8	50,0	51,5	1	782 369
		10	G 1/2	50,0	56,0	1	782 372
		12	G 3/8	65,0	51,5	1	782 370
		12	G 1/2	65,0	62,5	1	782 373

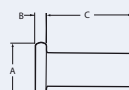
TVG002, cylindrical

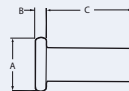


Material	Medium	Diameter [mm]	F	L [mm]	L1 [mm]	Packaging unit [piece]	Item no.
PBTP Plastic	Air neutral gases	4	G 1/8	36,6	30,3	10	771 547
		4	G 1/4	36,6	32,0	10	771 548
		6	G 1/8	37,8	32,3	10	771 549
		6	G 1/4	37,8	34,8	10	771 550
		6	G 3/8	37,8	36,2	10	771 551
		8	G 1/8	45,0	32,5	10	771 552
		8	G 1/4	45,0	35,5	10	771 553
		8	G 3/8	45,0	37,5	10	771 554
		8	G 1/2	45,0	40,0	5	771 555
		10	G 1/8	55,4	38,9	5	771 556
		10	G 1/4	55,4	42,5	5	771 557
		10	G 3/8	55,4	44,1	5	771 558
		10	G 1/2	55,4	46,9	5	771 559
		12	G 1/4	59,0	44,5	5	771 560
		12	G 3/8	59,0	46,6	5	771 561
12	G 1/2	59,0	49,6	5	771 562		

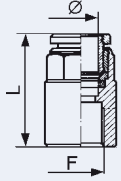
Ordering chart, plug

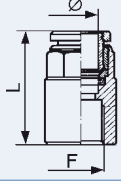
TVG002 	Material	Medium	Diameter [mm]	L [mm]	Packaging unit [piece]	Item no.
	Brass nickel-plated	Air	4	27,0	10	781 664
			6	29,5	10	781 665
			8	34,0	10	781 666
			10	36,0	10	781 667
			12	37,0	10	781 668

TVU002 	Material	Medium	Diameter [mm]	L [mm]	Packaging unit [piece]	Item no.
	POM	Air, water	4	25,4	10	782 398
			6	26,2	10	782 399
			8	26,9	10	782 400
			10	31,2	10	782 401
			12	33,9	10	782 402
			15	40,0	10	782 403
			18	40,0	10	782 404
			22	40,3	1	782 405

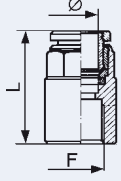
TVG002 	Material	Medium	Diameter [mm]	L [mm]	Packaging unit [piece]	Item no.
	PBTP Plastic	Air, neutral gases	4	30,0	10	771 604
			6	34,0	10	771 605
			8	38,0	10	771 606
			10	42,0	10	771 607
			12	46,0	10	771 608

Ordering chart, Straight push-in connector, female

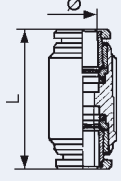
TVG002, cylindrical		Material	Medium	Diameter [mm]	F	L [mm]	Packaging unit [piece]	Item no.
	Brass nickel-plated	Air	3	M 5	15,7	10	787 840	
			4	G 1/8	26,2	10	782 275	
			4	G 1/4	28,6	10	782 278	
			6	G 1/8	27,1	10	782 276	
			6	G 1/4	29,3	10	782 279	
			8	G 1/8	28,1	10	782 277	
			8	G 1/4	30,0	10	782 280	

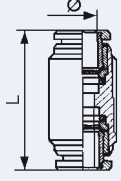
TVU002, cylindrical		Material	Medium	Diameter [mm]	F	L [mm]	Packaging unit [piece]	Item no.
	POM	Air, water	4	G 1/8	28,0	10	782 406	
			6	G 1/8	31,0	10	782 407	
			6	G 1/4	32,0	10	782 408	

Ordering chart, Straight push-in connector, female, light

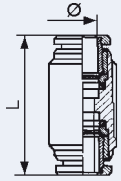
TVG002, cylindrical		Material	Medium	Diameter [mm]	F	L [mm]	Packaging unit [piece]	Item no.
	Brass nickel-plated	Air, neutral gases	4	G 1/8	24,0	10	771 587	
			6	G 1/4	24,0	10	771 588	
			8	G 1/4	28,2	10	771 589	
			10	G 3/8	33,2	10	771 590	

Ordering chart, connector

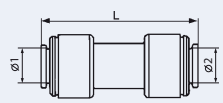
TVG002		Material	Medium	Diameter [mm]	L [mm]	Packaging unit [piece]	Item no.
	Brass nickel-plated	Air	3	18,4	1	787 841	
			4	30,6	10	787 842	
			6	33,0	10	782 282	
			8	35,7	10	782 283	
			10	39,2	1	782 284	
			12	40,7	1	782 285	

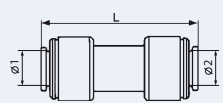
TVG002		Material	Medium	Diameter [mm]	L [mm]	Packaging unit [piece]	Item no.
	Stainless steel	Air, neutral gases	4	29,2	1	771 483	
			6	34,6	1	771 484	
			8	35,7	1	771 485	
			10	37,8	1	771 486	
			12	40,8	1	771 487	

Ordering chart, connector

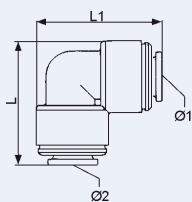
	Material	Medium	Diameter [mm]	L [mm]	Packaging unit [piece]	Item no.
	PBTP Plastic	Air, neutral gases	4	32,6	10	771 568
			6	35,0	10	771 569
			8	36,5	10	771 570
			10	47,6	10	771 571
			12	48,8	10	771 572

Ordering chart, straight reducing connector

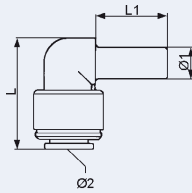
	Material	Medium	Diameter 1 [mm]	Diameter 2 [mm]	L [mm]	Packaging unit [piece]	Item no.
	POM	Air, water	6	4	35,0	10	782 430
			8	4	42,0	10	782 431
			8	6	42,0	10	782 432
			10	4	42,0	10	782 433
			10	6	42,0	10	782 434
			10	8	42,0	10	782 435
			12	8	53,0	10	782 436
			12	10	54,0	1	782 437

	Material	Medium	Diameter 1 [mm]	Diameter 2 [mm]	L [mm]	Packaging unit [piece]	Item no.
	PBTP Plastic	Air, neutral gases	6	4	35,5	10	771 583
			8	6	36,7	10	771 584
			10	8	43,4	10	771 585
			12	10	45,4	10	771 586

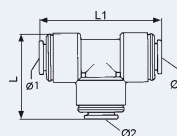
Ordering chart, elbow reducing connector

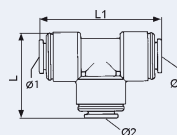
	Material	Medium	Diameter 1 [mm]	Diameter 2 [mm]	L [mm]	L [mm]	Packaging unit [piece]	Item no.
	POM	Air, water	6	4	27,0	27,0	10	782 438
			8	4	30,0	29,0	10	782 439
			8	6	30,0	29,0	10	782 440
			10	4	35,0	34,0	1	782 441
			10	6	35,0	34,0	1	782 442
			10	8	35,0	35,0	1	782 443
			12	8	43,0	41,0	1	782 444
			12	10	45,0	43,0	1	782 445

Ordering chart, elbow connector

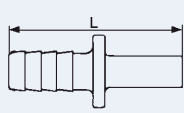
TVU002 	Material	Medium	Diameter 1 [mm]	Diameter 2 [mm]	L [mm]	L [mm]	Packaging unit [piece]	Item no.
	POM	Air, water	4	4	22,0	17,0	10	782 446
		6	6	25,0	18,0	10	782 447	
		8	8	27,0	19,0	10	782 448	
		10	10	33,0	24,0	10	782 449	
		12	12	39,0	28,0	1	782 450	
		15	15	51,0	34,0	1	782 451	
		18	18	53,0	32,0	1	782 452	

Ordering chart, T-reducing connector


TVU002 	Material	Medium	Diameter 1 [mm]	Diameter 2 [mm]	L [mm]	L [mm]	Packaging unit [piece]	Item no.
	POM	Air, water	18	15	87,0	56,0	1	782 456
		22	15	90,0	60,0	1	782 457	

TVG002 	Material	Medium	Diameter 1 [mm]	Diameter 2 [mm]	L [mm]	L [mm]	Packaging unit [piece]	Item no.
	PBTP Plastic	Air, neutral gases	6	4	41,6	25,4	10	771 629
8			6	46,1	29,4	10	771 630	
10			6	49,2	31,9	10	771 631	
10			8	49,2	33,5	10	771 632	
12			8	56,0	35,8	5	771 633	
12			10	56,0	37,6	5	771 634	

Ordering chart, tube plug

TVU002 	Material	Medium	Pipe, external [mm]	Pipe, internal [mm]	L [mm]	Packaging unit [piece]	Item no.
	POM	Air, water	6	4	42,0	10	782 453
		8	6	43,1	10	782 454	
		10	8	50,0	10	782 455	

Ordering chart, Disassembly tool, 4 to 14 mm

TVU002 	Material	L [mm]	Packaging unit [piece]	Item no.
	Brass nickel-plated	95,0	1	780 109

To find your nearest Burkert facility, click on the orange box →

www.burkert.com

In case of special application conditions, please consult for advice.

Subject to alterations
© Christian Bürkert GmbH & Co. KG

1212/0_EU-en_00895234